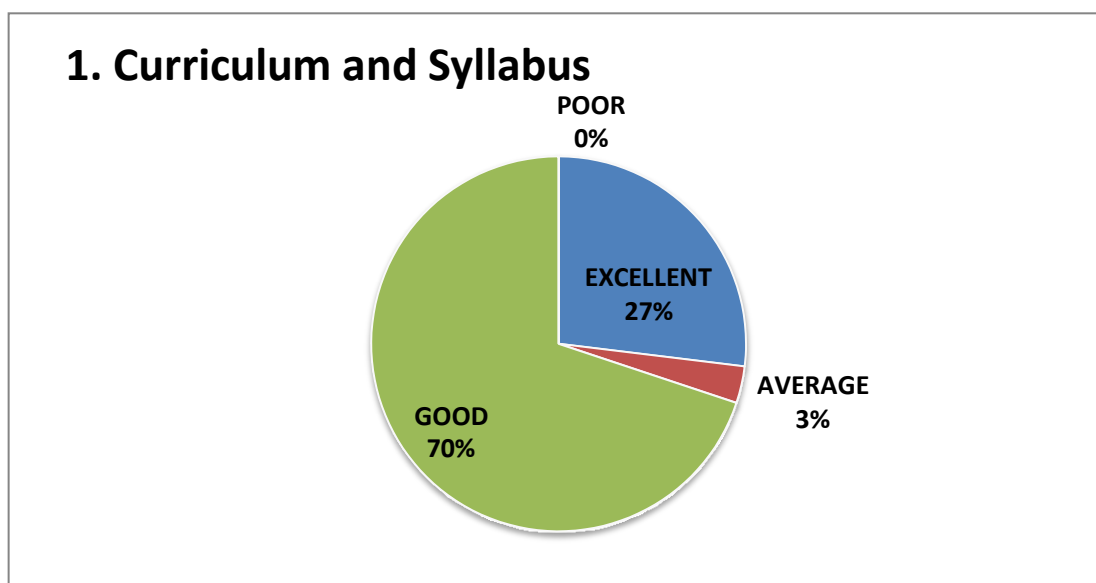


Student Feedback Analysis Report 2022-23

The IQAC of the institution designs and collects feedback from its stakeholders to monitor and evaluate its performance quality on Teacher, Curriculum and Infrastructure. The feedbacks were collected from Students, Teachers, Alumni, and Employers of the Institution.

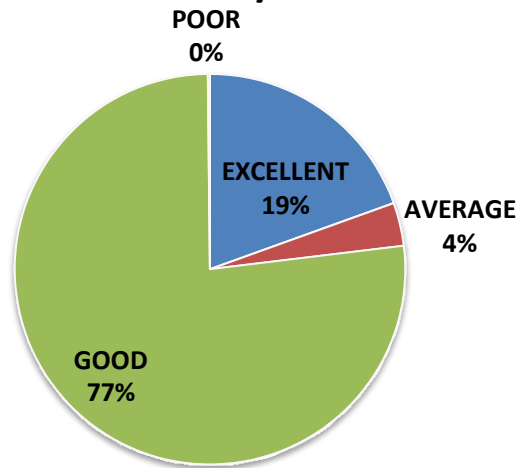
The feedback collected from students is analyzed through a departmental committee and sent it to the Principal cum secretary of the Governing Body for the actions. In an attempt to get feedback regarding their respective programs, Students of SDWC were approached to provide information regarding curriculum, skill development, Library facilities, Learning values, Library facilities, research opportunities with a structured questionnaire in online mode. The feedback provided is presented below:

SI NO	Feedback on Parameters related to Curricula/Syllabi	Excellent %	Average %	Good %	Poor %
1	Curriculum and Syllabus	27%	3%	70%	0%



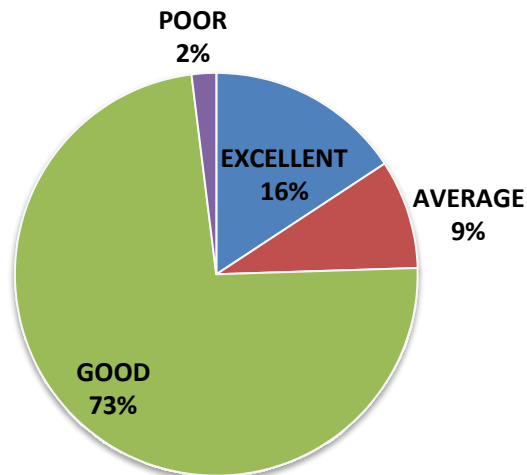
SI NO	Feedback on Parameters related to Curricula/Syllabi	Excellent %	Average %	Good %	Poor %
2	Assessment/ Examination / Evaluation	19%	4%	77%	0%

2. Assessment/ Examination / Evaluation



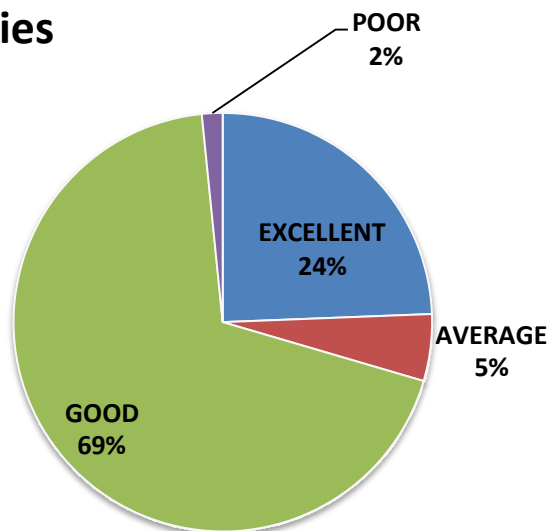
SI NO	Feedback on Parameters related to Curricula/Syllabi	Excellent %	Average %	Good %	Poor %
3	Common Infrastructure Facilities	16%	9%	73%	2%

3.Common Infrastucture Facilities



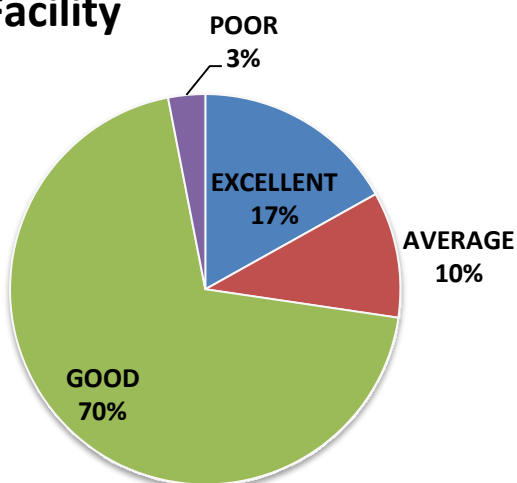
SI NO	Feedback on Parameters related to Curricula/Syllabi	Excellent %	Average %	Good %	Poor %
4	Library Facilities in the department / College	24%	5%	69%	2%

4. Library Facilities



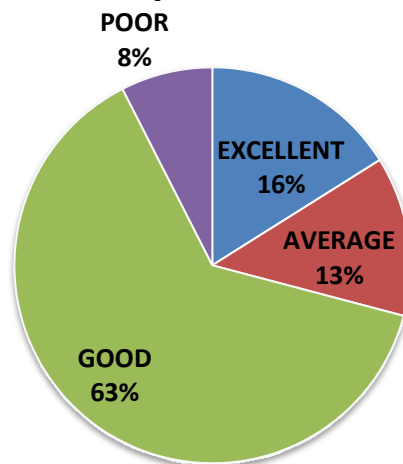
SI NO	Feedback on Parameters related to Curricula/Syllabi	Excellent %	Average %	Good %	Poor %
5	Laboratory Facilities in the department / college	17%	10%	70%	3%

5. Laboratory Facility



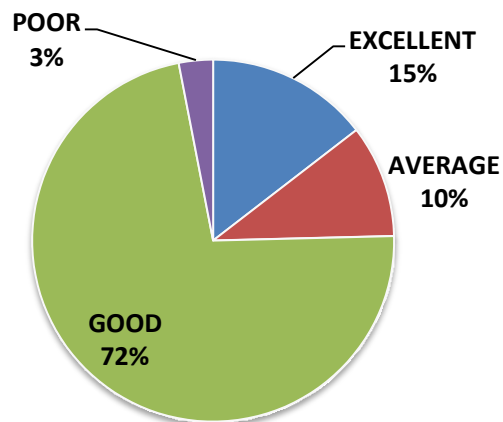
Sr NO	Feedback on Parameters related to Curricula/Syllabi	Excellent %	Average %	Good %	Poor %
6	ICT facilities in the department / college (computers/ internet / audio-visual/ Wi-Fi etc.)	16%	13%	63%	8%

6. ICT Facilities in the department/College



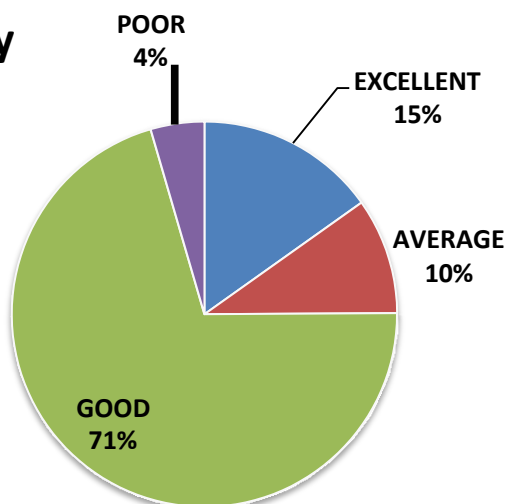
SI NO	Feedback on Parameters related to Curricula/Syllabi	Excellent %	Average %	Good %	Poor %
7	Research facilities in the department/ faculty/ Centre	15%	10%	72%	3%

7. Research Facilities in the department /faculty/ centre



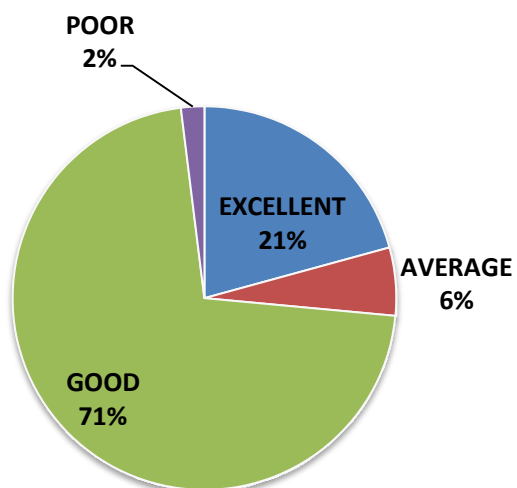
SI NO	Feedback on Parameters related to Curricula/Syllabi	Excellent %	Average %	Good %	Poor %
8	Hostel facility	15%	10%	71%	4%

8. Hostel Facility



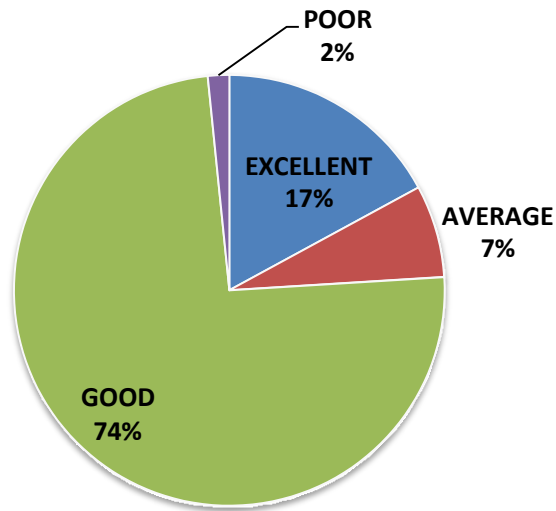
SI NO	Feedback on Parameters related to Curricula/Syllabi	Excellent %	Average %	Good %	Poor %
9	Sports Facility	21%	06%	71%	2%

9. Sports Facility



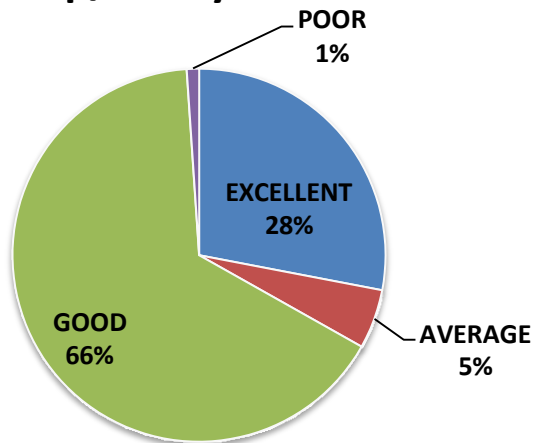
SI NO	Feedback on Parameters related to Curricula/Syllabi	Excellent %	Average %	Good %	Poor %
10	Extra-Curricular Activities	17%	07%	74%	2%

10. Extra Curricular Activities



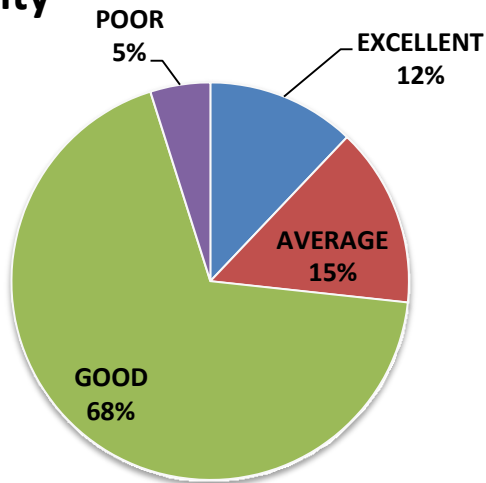
SI NO	Feedback on Parameters related to Curricula/Syllabi	Excellent %	Average %	Good %	Poor %
11	Seminar/ workshop/ study tour etc	28%	05%	66%	1%

11. Seminar/ workshop/ study tour etc



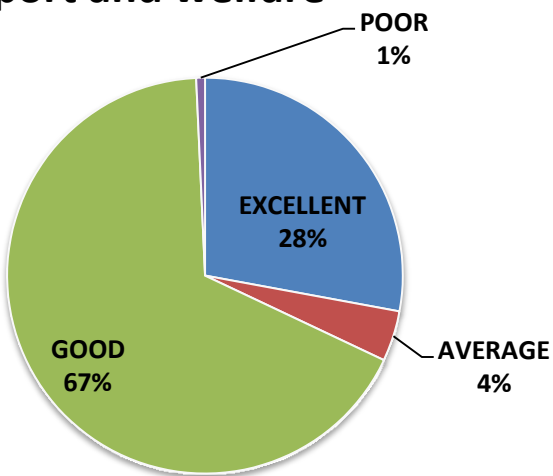
Sr NO	Feedback on Parameters related to Curricula/Syllabi	Excellent %	Average %	Good %	Poor %
12	Canteen Facility	12%	15%	68%	5%

12. Canteen Facility



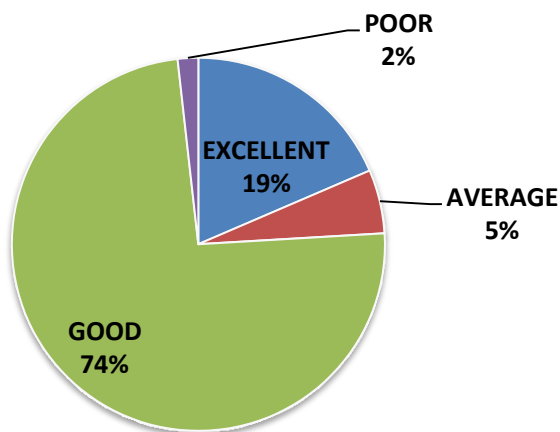
Sr NO	Feedback on Parameters related to Curricula/Syllabi	Excellent %	Average %	Good %	Poor %
13	Students support and welfare (union/ NCC/ NSS/ YRC/ Ranger and Rovers)	28%	4%	67%	1%

13. Students support and welfare



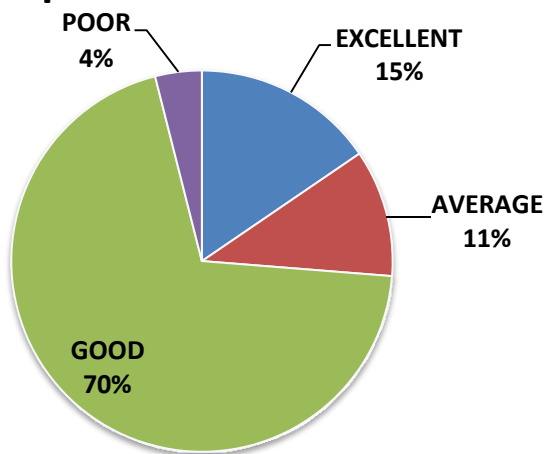
Sr NO	Feedback on Parameters related to Curricula/Syllabi	Excellent %	Average %	Good %	Poor %
14	Security and Proctorial service	19%	5%	74%	2%

14. Security and proctorial service



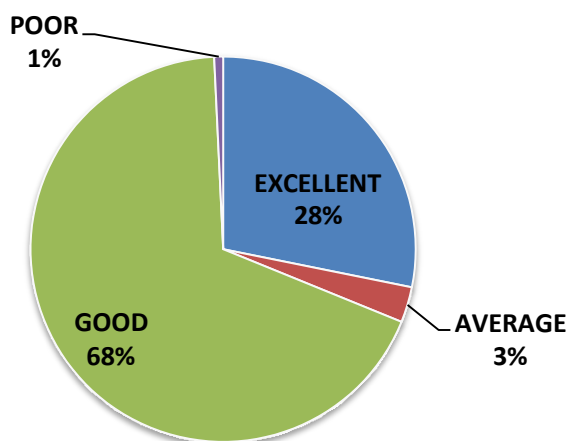
SI NO	Feedback on Parameters related to Curricula/Syllabi	Excellent %	Average %	Good %	Poor %
15	Magazine/ Calendar/ Research journal and other publication etc	15%	11%	70%	4%

15. Magazine/ Calendar/ Research journal and other publication etc



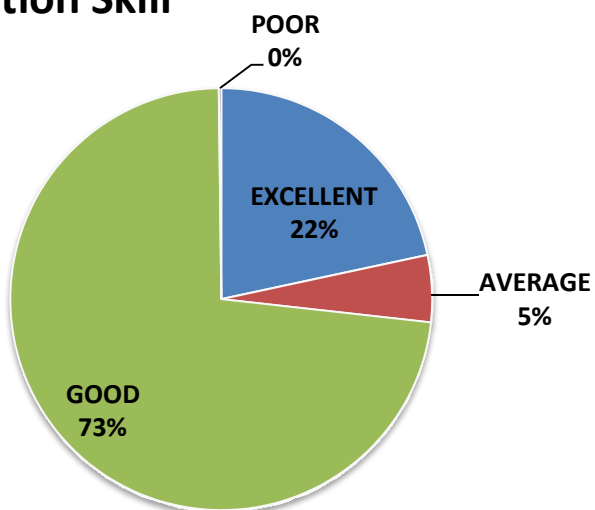
SI NO	Feedback on Parameters related to Curricula/Syllabi	Excellent %	Average %	Good %	Poor %
16	Focus on syllabus	28%	3%	68%	1%

16. Focus on syllabus



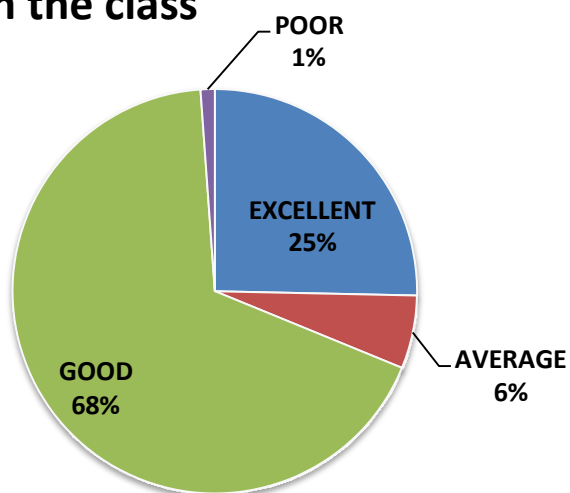
SI NO	Feedback on Parameters related to Curricula/Syllabi	Excellent %	Average %	Good %	Poor %
17	Communication Skill	22%	5%	73%	0%

17. Communication Skill



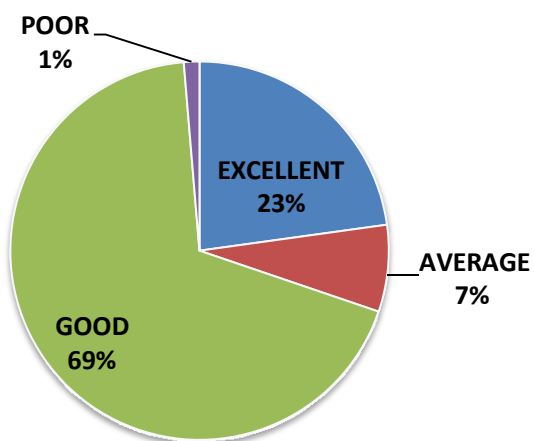
SI NO	Feedback on Parameters related to Curricula/Syllabi	Excellent %	Average %	Good %	Poor %
18	Punctuality in the class	25%	6%	68%	1%

18. Punctuality in the class



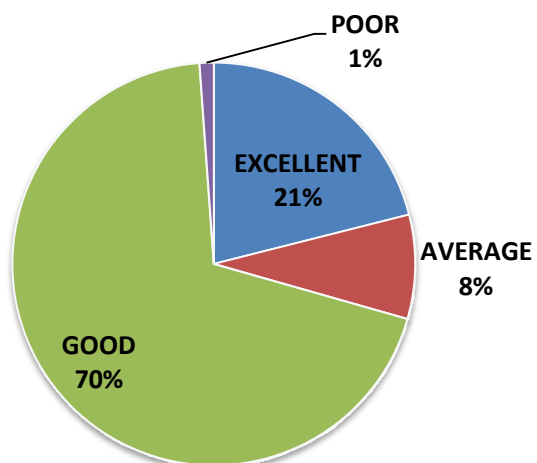
SI NO	Feedback on Parameters related to Curricula/Syllabi	Excellent %	Average %	Good %	Poor %
19	Completes Syllabus of the course in time	23%	7%	69%	1%

19. Completes Syllabus of the course in time



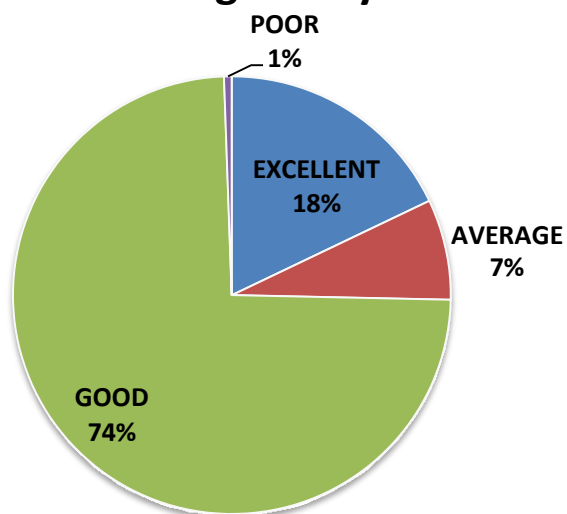
SI NO	Feedback on Parameters related to Curricula/Syllabi	Excellent %	Average %	Good %	Poor %
20	Interest generated by the faculty	21%	8%	70%	1%

20. Interest generated by the faculty

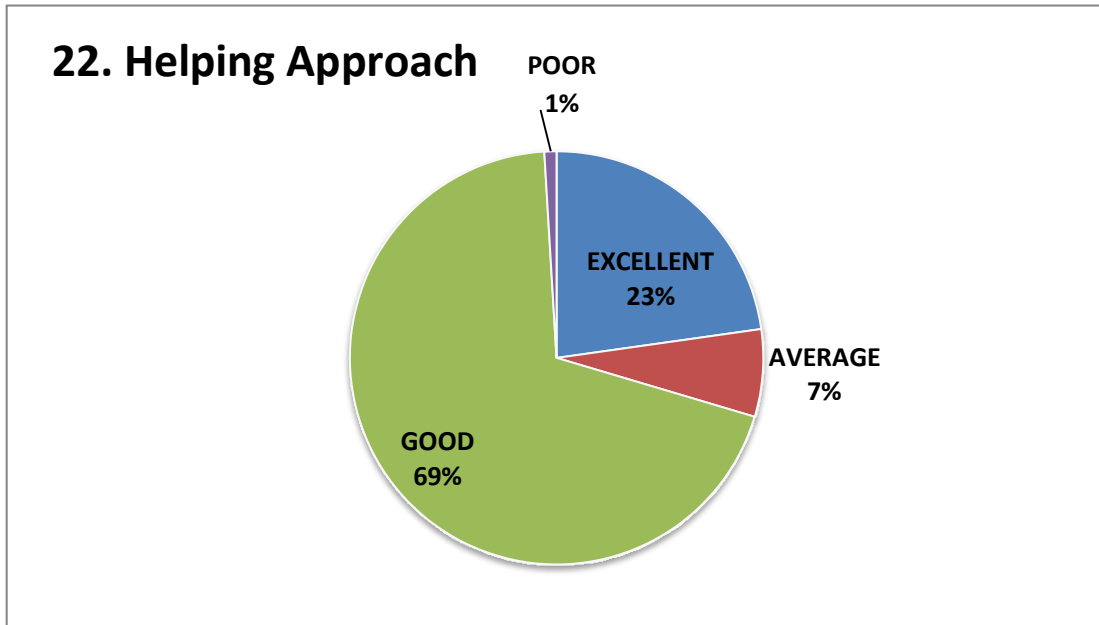


Sr NO	Feedback on Parameters related to Curricula/Syllabi	Excellent %	Average %	Good %	Poor %
21	Interaction & Counselling Ability	18%	7%	74%	1%

21. Interaction & Counselling Ability



Sr NO	Feedback on Parameters related to Curricula/Syllabi	Excellent %	Average %	Good %	Poor %
22	Helping Approach	23%	7%	69%	1%



Sr NO	Feedback on Parameters related to Curricula/Syllabi	Excellent %	Average %	Good %	Poor %
23	Overall rating	23%	6%	69%	2%

