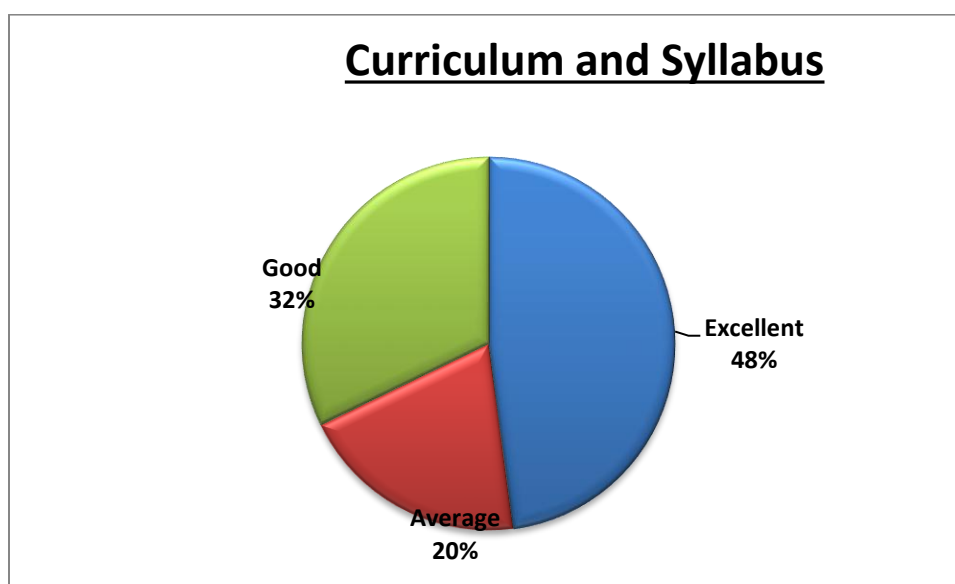


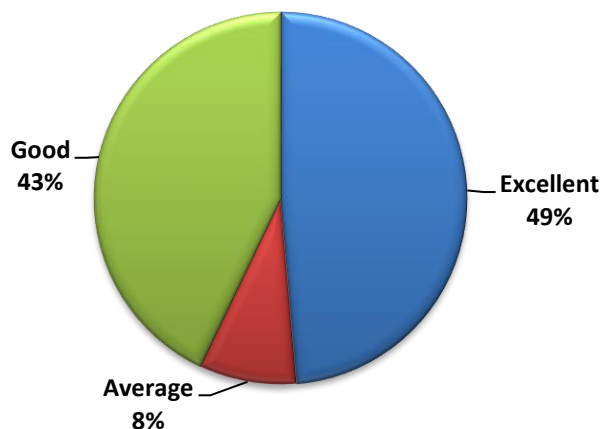
STUDENT FEEDBACK

| Sr NO | Feedback on Parameters related to Curricula/Syllabi | Excellent % | Average % | Good % |
|-------|---|-------------|-----------|--------|
| 1 | Curriculum and Syllabus | 48% | 20% | 32% |



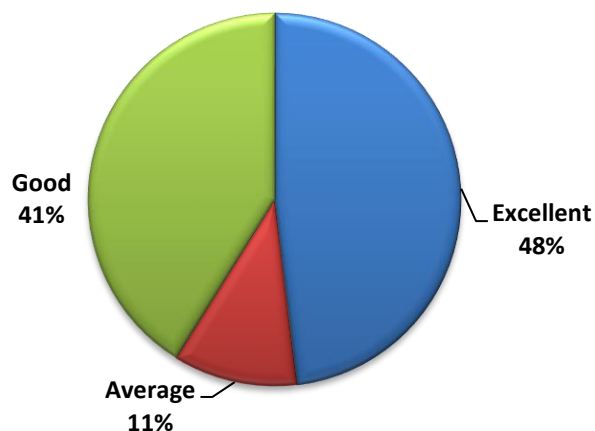
| Sr NO | Feedback on Parameters related to Curricula/Syllabi | Excellent % | Average % | Good % |
|-------|---|-------------|-----------|--------|
| 2 | Assessment/ Examination / Evaluation | 49% | 8% | 43% |

Assessment/Examination/Evaluation



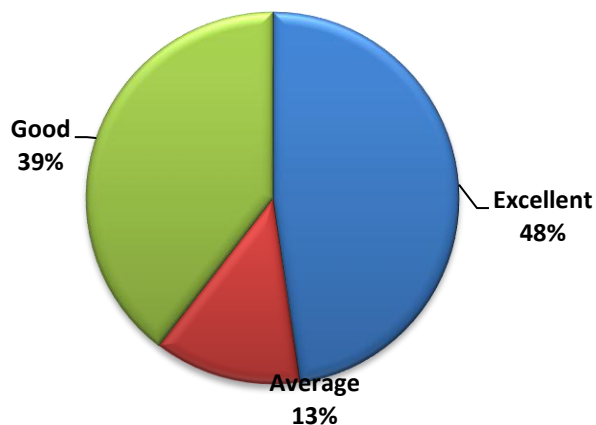
| Sr NO | Feedback on Parameters related to Curricula/Syllabi | Excellent % | Average % | Good % |
|-------|---|-------------|-----------|--------|
| 3 | Common Infrastructure Facilities | 48% | 11% | 41% |

Common Infrastructure Facilities



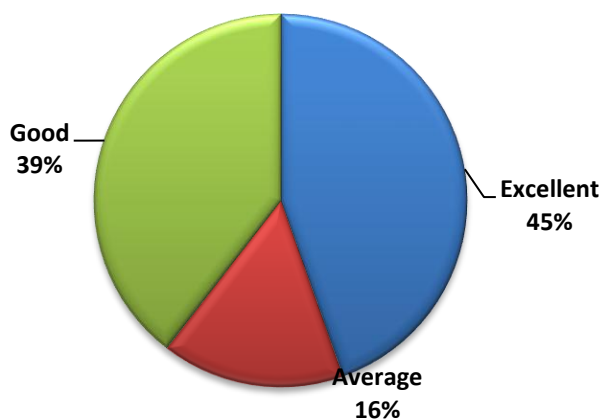
| Sr NO | Feedback on Parameters related to Curricula/Syllabi | Excellent % | Average % | Good % |
|-------|---|-------------|-----------|--------|
| 4 | Library Facilities in the department / College | 48% | 13% | 39% |

Library Facilities



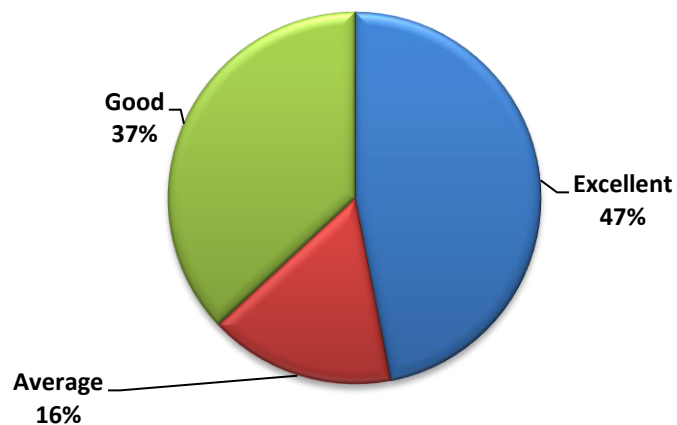
| Sr NO | Feedback on Parameters related to Curricula/Syllabi | Excellent % | Average % | Good % |
|-------|---|-------------|-----------|--------|
| 5 | Laboratory Facilities in the department / college | 45% | 16% | 39% |

Laboratory Facilities



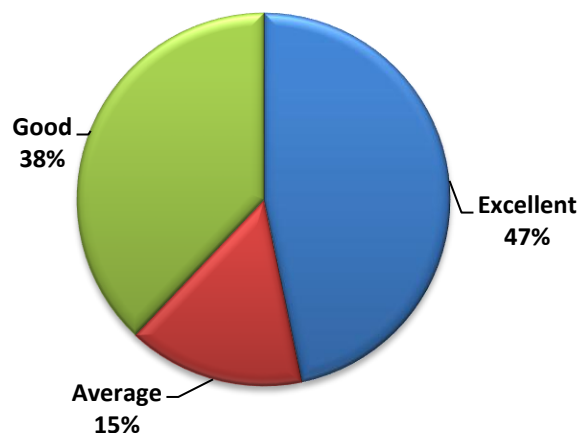
| Sr NO | Feedback on Parameters related to Curricula/Syllabi | Excellent % | Average % | Good % |
|-------|---|-------------|-----------|--------|
| 6 | ICT facilities in the department / college (computers/ internet / audio-visual/ Wi-Fi etc.) | 47% | 16% | 37% |

ICT facilities



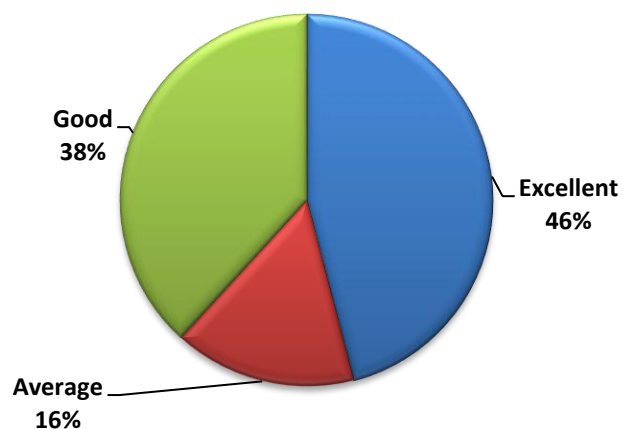
| Sr NO | Feedback on Parameters related to Curricula/Syllabi | Excellent % | Average % | Good % |
|-------|--|-------------|-----------|--------|
| 7 | Research facilities in the department/ faculty/ Centre | 47% | 15% | 38% |

Research facilities



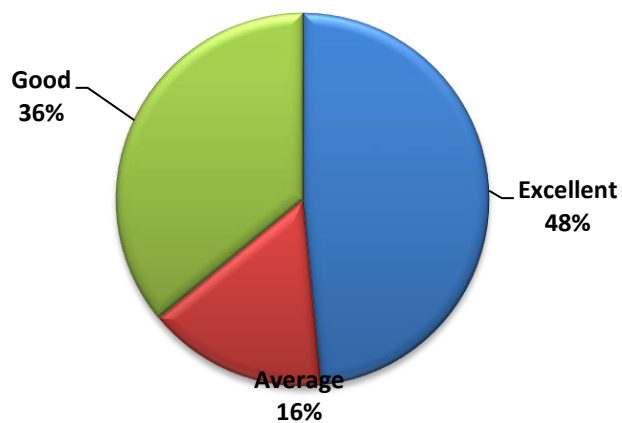
| Sr NO | Feedback on Parameters related to Curricula/Syllabi | Excellent % | Average % | Good % |
|-------|---|-------------|-----------|--------|
| 8 | Hostel facility | 46% | 16% | 38% |

Hostel facility



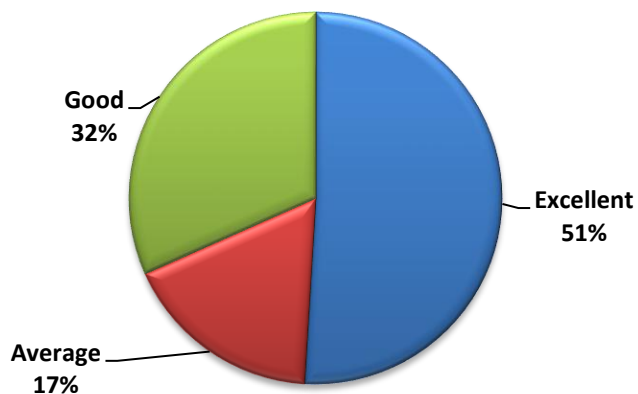
| Sr NO | Feedback on Parameters related to Curricula/Syllabi | Excellent % | Average % | Good % |
|-------|---|-------------|-----------|--------|
| 9 | Sports Facility | 48% | 16% | 36% |

Sports facility



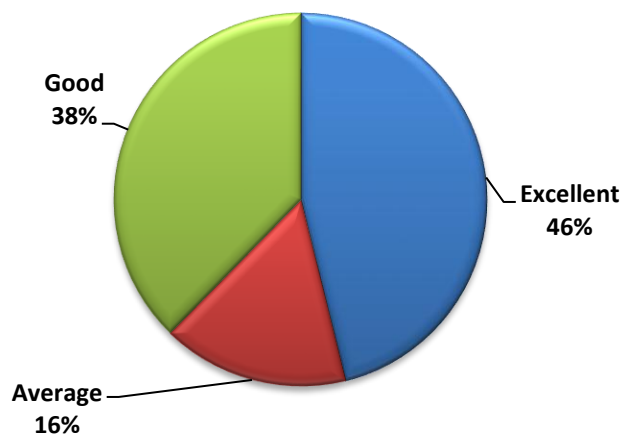
| Sr NO | Feedback on Parameters related to Curricula/Syllabi | Excellent % | Average % | Good % |
|-------|---|-------------|-----------|--------|
| 10 | Extra-Curricular Activities | 51% | 17% | 32% |

Extracurricular



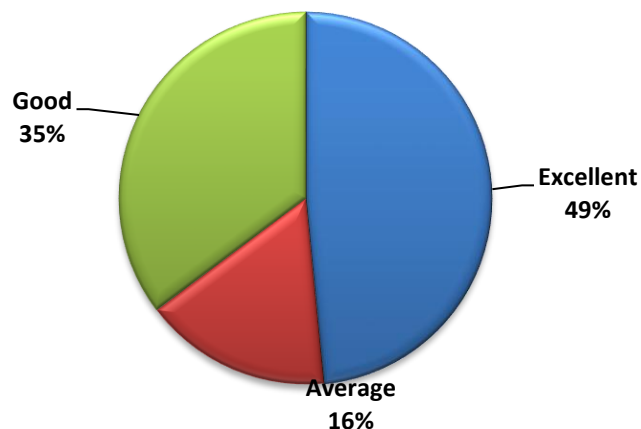
| Sr NO | Feedback on Parameters related to Curricula/Syllabi | Excellent % | Average % | Good % |
|-------|---|-------------|-----------|--------|
| 11 | Seminar/ workshop/ study tour etc | 46% | 16% | 38% |

Seminar



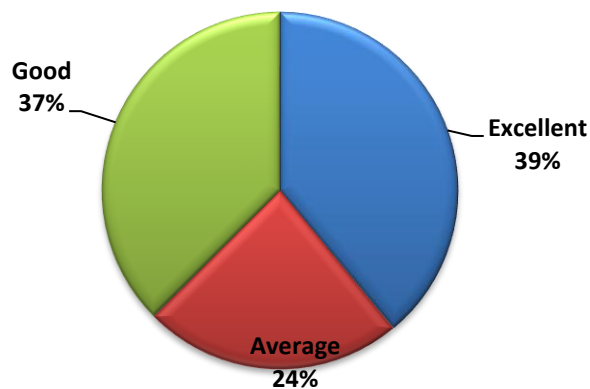
| Sr NO | Feedback on Parameters related to Curricula/Syllabi | Excellent % | Average % | Good % |
|-------|---|-------------|-----------|--------|
| 12 | Canteen Facility | 49% | 16% | 35% |

Canteen facility



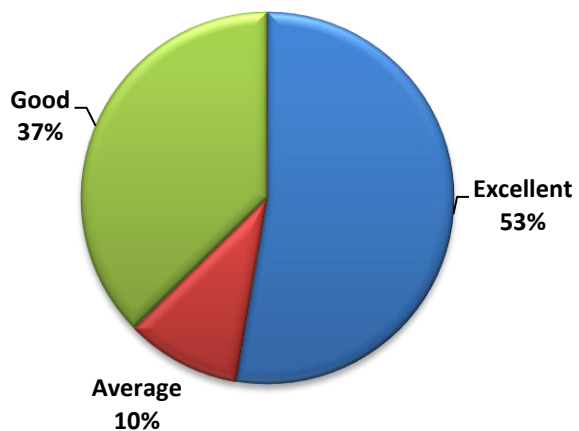
| Sr NO | Feedback on Parameters related to Curricula/Syllabi | Excellent % | Average % | Good % |
|-------|--|-------------|-----------|--------|
| 13 | Students support and welfare (union/ NCC/ NSS/ YRC/ Ranger and Rovers) | 39% | 24% | 37% |

Students support and welfare (union/ NCC/ NSS/ YRC/ Ranger and Rovers)



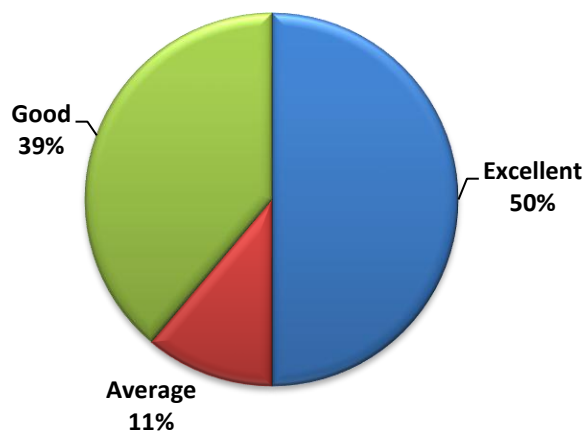
| Sr NO | Feedback on Parameters related to Curricula/Syllabi | Excellent % | Average % | Good % |
|-------|---|-------------|-----------|--------|
| 14 | Security and Proctorial service | 53% | 10% | 37% |

Security



| Sr NO | Feedback on Parameters related to Curricula/Syllabi | Excellent % | Average % | Good % |
|-------|--|-------------|-----------|--------|
| 15 | Magazine/ Calendar/ Research journal and other publication etc | 50% | 11% | 39% |

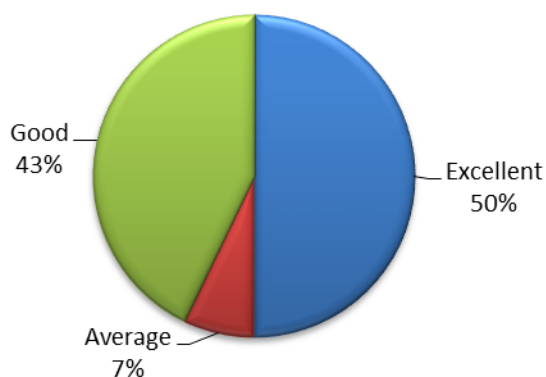
Magazine



TRACHER FEEDBACK

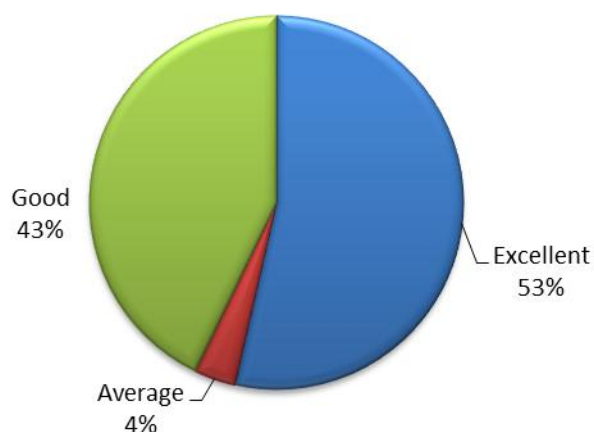
| Sr NO | Feedback on Parameters related to Curricula/Syllabi | Excellent % | Average % | Good % |
|-------|---|-------------|-----------|--------|
| 1 | Contemporary nature of the syllabus | 50% | 7% | 43% |

Contemporary nature of the syllabus

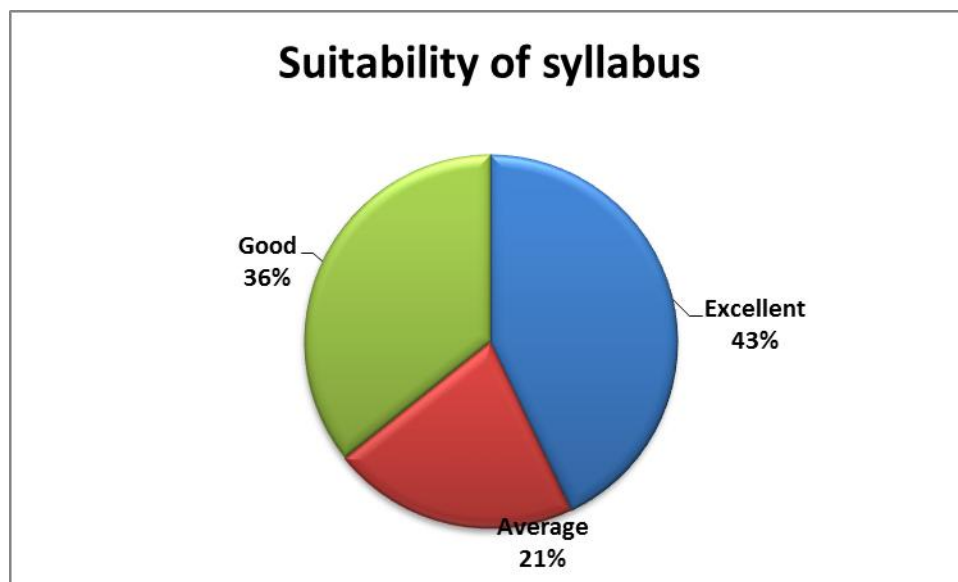


| Sr NO | Feedback on Parameters related to Curricula/Syllabi | Excellent % | Average % | Good % |
|-------|---|-------------|-----------|--------|
| 2 | Content adequacy to the syllabus | 53% | 4% | 43% |

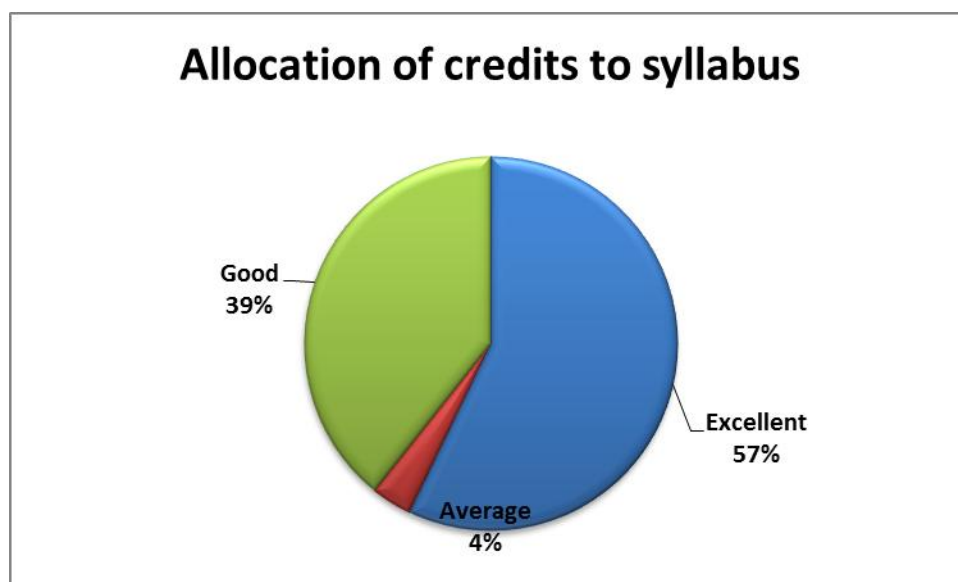
Content adequacy to the syllabus



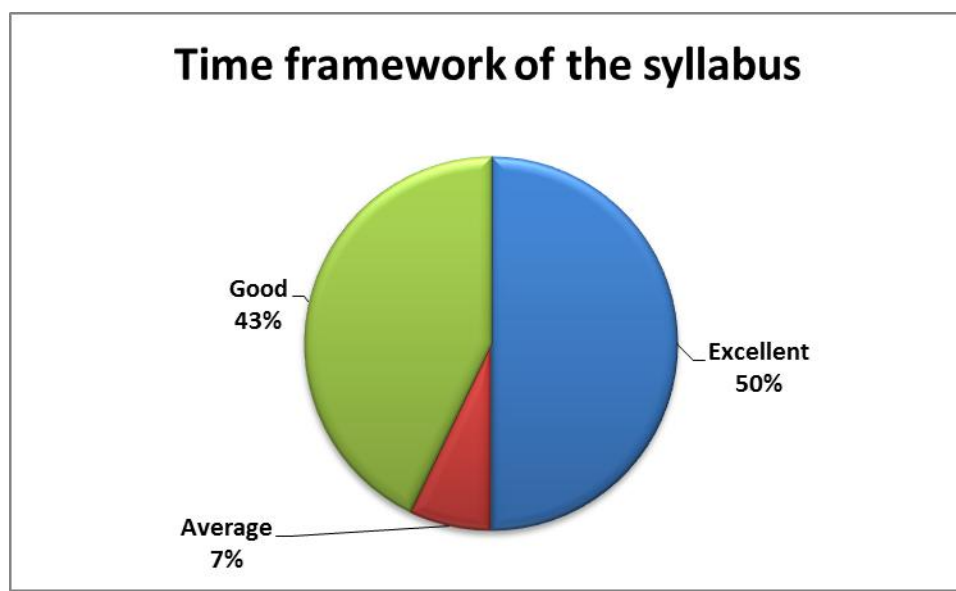
| Sr NO | Feedback on Parameters related to Curricula/Syllabi | Excellent % | Average % | Good % |
|-------|---|-------------|-----------|--------|
| 3 | Suitability of syllabus for both slow and fast learners | 43% | 21% | 36% |



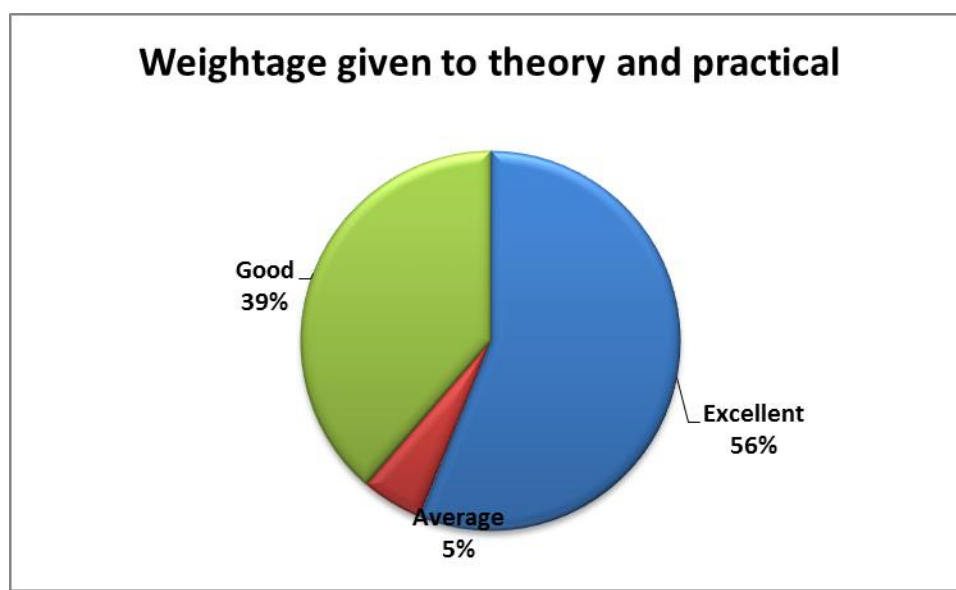
| Sr NO | Feedback on Parameters related to Curricula/Syllabi | Excellent % | Average % | Good % |
|-------|---|-------------|-----------|--------|
| 4 | Allocation of credits to syllabus in the course | 57% | 4% | 39% |



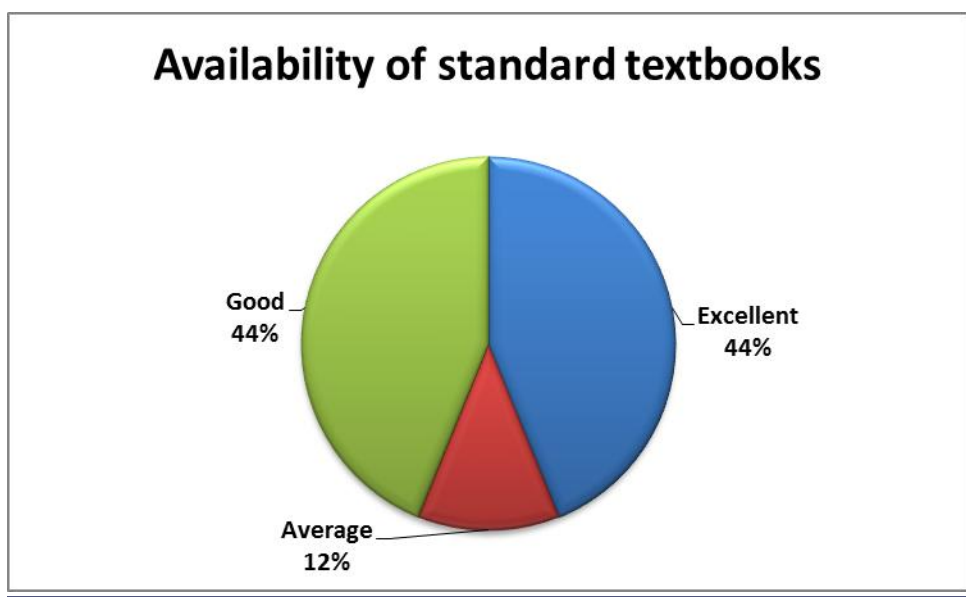
| Sr NO | Feedback on Parameters related to Curricula/Syllabi | Excellent % | Average % | Good % |
|-------|---|-------------|-----------|--------|
| 5 | Time framework of the syllabus during the semester | 50% | 7% | 43% |



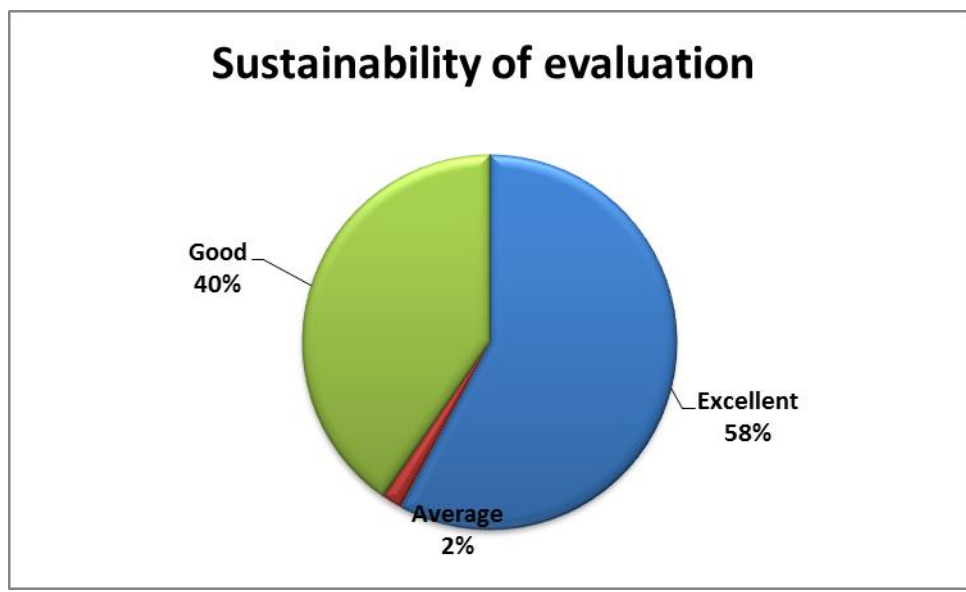
| Sr NO | Feedback on Parameters related to Curricula/Syllabi | Excellent % | Average % | Good % |
|-------|---|-------------|-----------|--------|
| 6 | Weightage given to theory and practical | 56% | 5% | 39% |



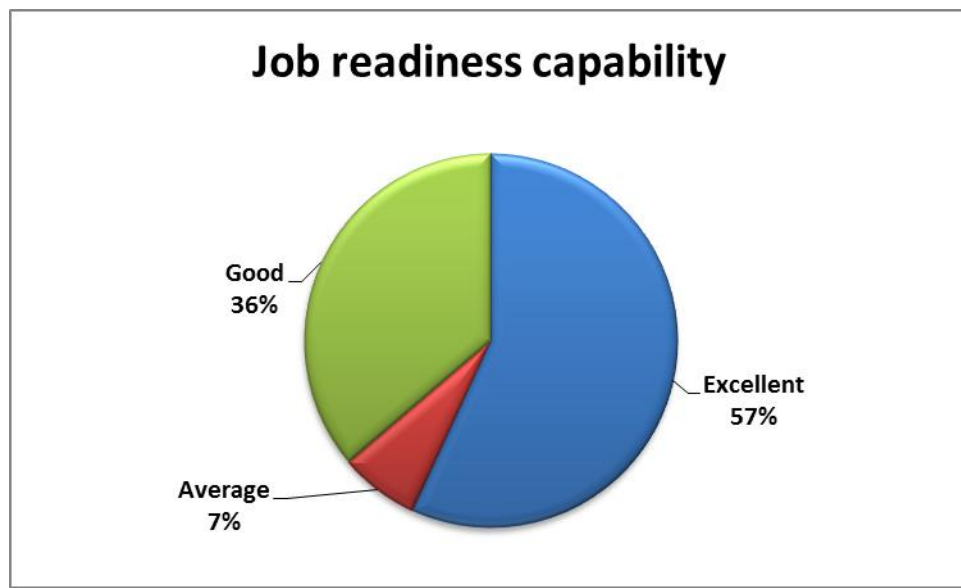
| Sr NO | Feedback on Parameters related to Curricula/Syllabi | Excellent % | Average % | Good % |
|-------|---|-------------|-----------|--------|
| 7 | Availability of standard textbooks for the coverage of the syllabus | 44% | 12% | 44% |



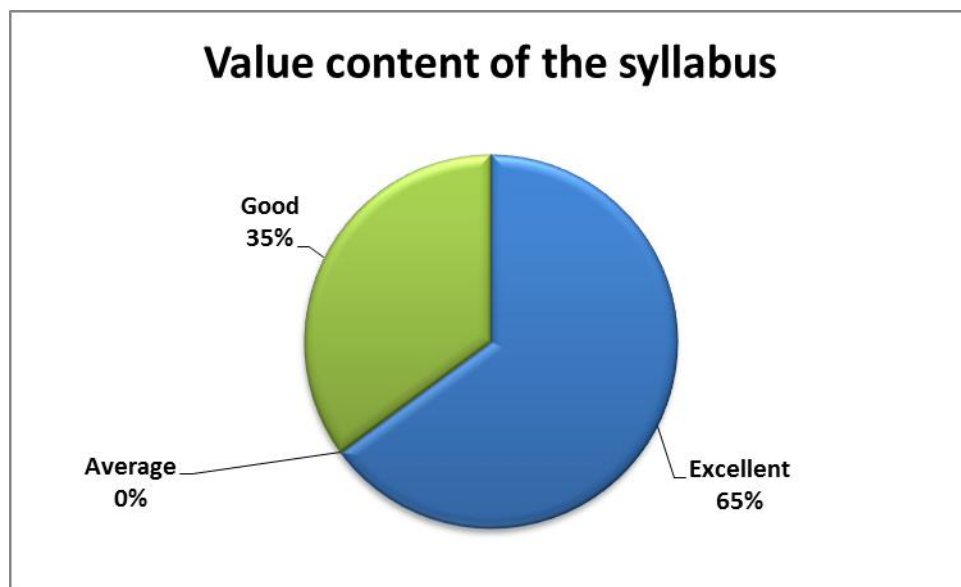
| Sr NO | Feedback on Parameters related to Curricula/Syllabi | Excellent % | Average % | Good % |
|-------|--|-------------|-----------|--------|
| 8 | Sustainability of evaluation system adopted under syllabus | 58% | 2% | 40% |



| Sr NO | Feedback on Parameters related to Curricula/Syllabi | Excellent % | Average % | Good % |
|-------|---|-------------|-----------|--------|
| 9 | Job readiness capability of syllabus | 57% | 7% | 36% |

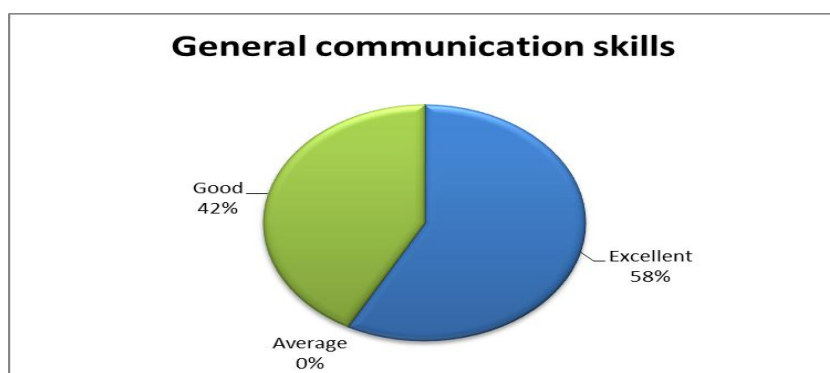


| Sr NO | Feedback on Parameters related to Curricula/Syllabi | Excellent % | Average % | Good % |
|-------|--|-------------|-----------|--------|
| 10 | Value content of the syllabus in making the students good citizens | 65% | 0% | 35% |

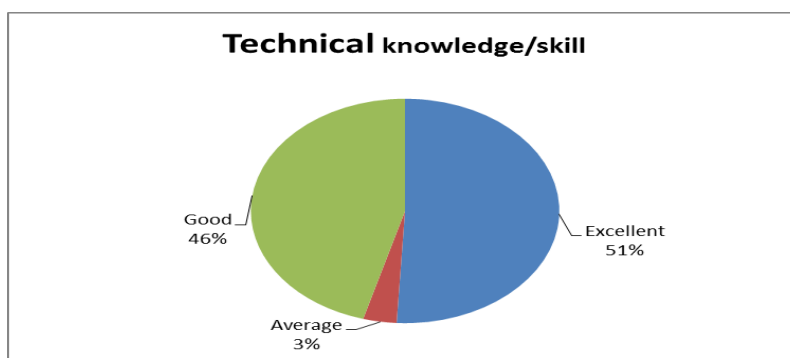


EMPLOYEEER FEEDBACK

| Sr NO | Feedback on Parameters related to Curricula/Syllabi | Excellent % | Average % | Good % |
|-------|---|-------------|-----------|--------|
| 1 | General communication skills | 58% | 0% | 42% |



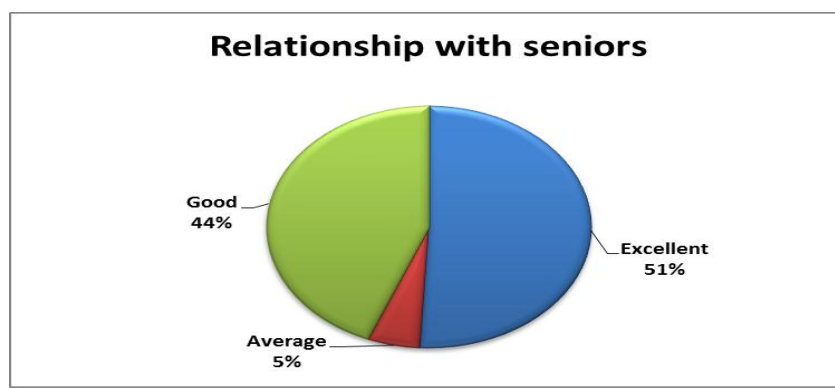
| Sr NO | Feedback on Parameters related to Curricula / Syllabi | Excellent % | Average % | Good % |
|-------|---|-------------|-----------|--------|
| 2 | Technical knowledge/skill | 51% | 3% | 46% |



| Sr NO | Feedback on Parameters related to Curricula/Syllabi | Excellent % | Average % | Good % |
|-------|---|-------------|-----------|--------|
| 3 | Ability to manage/leadership qualities | 53% | 5% | 42% |

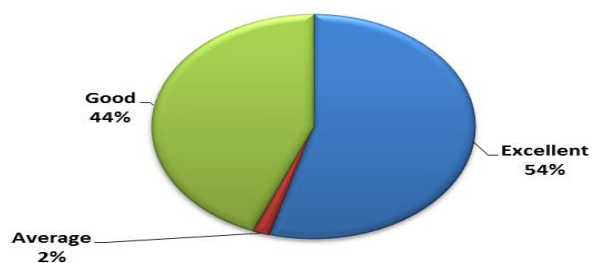


| Sr NO | Feedback on Parameters related to Curricula/Syllabi | Excellent % | Average % | Good % |
|-------|---|-------------|-----------|--------|
| 4 | Relationship with seniors/peers/subordinates | 51% | 5% | 44% |



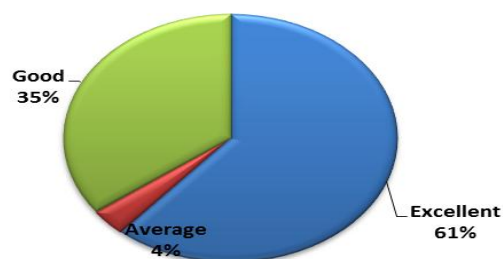
| Sr NO | Feedback on Parameters related to Curricula/Syllabi | Excellent % | Average % | Good % |
|-------|---|-------------|-----------|--------|
| 5 | Ability to take up extra responsibility | 54% | 2% | 44% |

Ability to take up extra responsibility



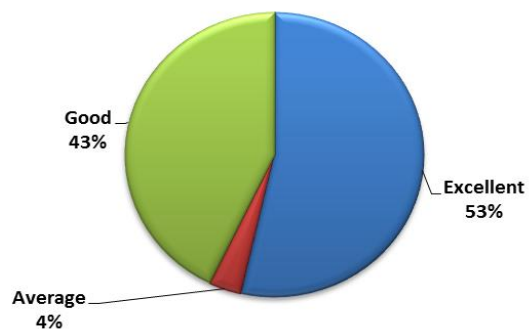
| Sr NO | Feedback on Parameters related to Curricula/Syllabi | Excellent % | Average % | Good % |
|-------|---|-------------|-----------|--------|
| 6 | Obligation to work beyond schedule if required | 61% | 4% | 35% |

Obligation to work

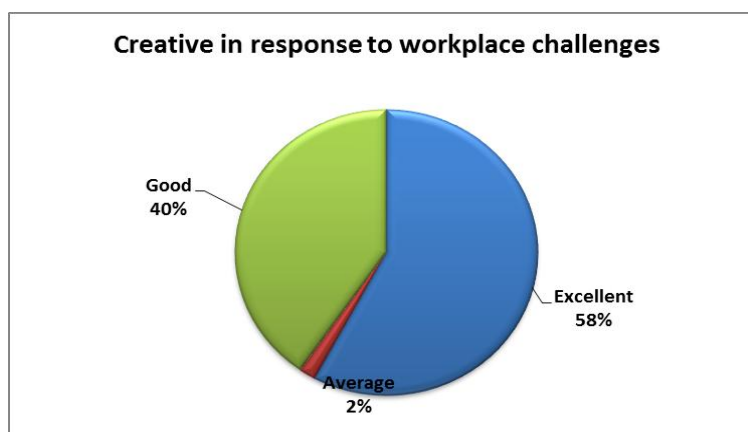


| Sr NO | Feedback on Parameters related to Curricula/Syllabi | Excellent % | Average % | Good % |
|-------|---|-------------|-----------|--------|
| 7 | Developing practical solutions to work place problems | 53% | 4% | 43% |

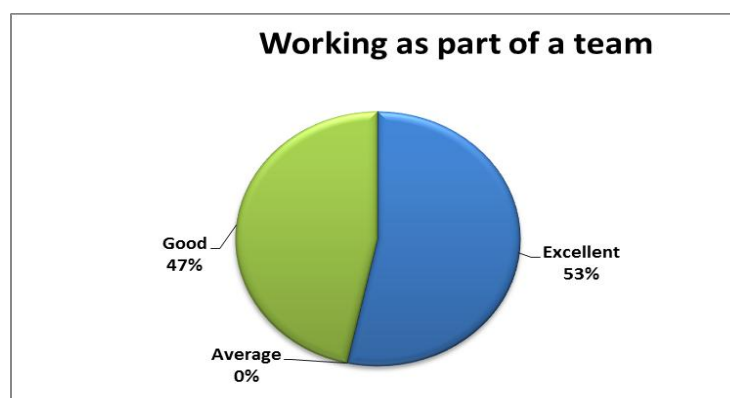
Developing practical solutions



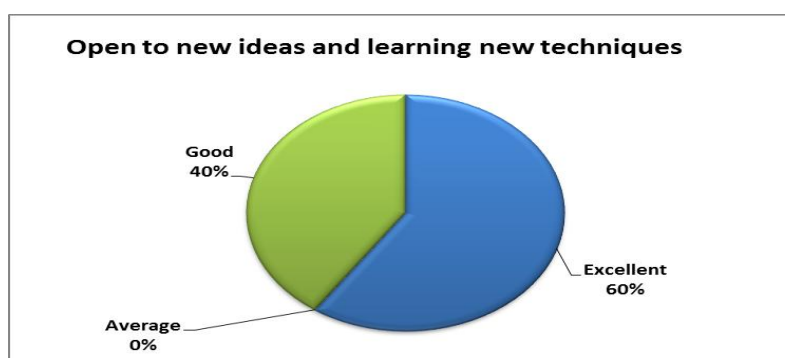
| Sr no | Feedback on Parameters related to Curricula/Syllabi | Excellent % | Average % | Good % |
|-------|---|-------------|-----------|--------|
| 8 | Creative in response to workplace challenges | 58% | 2% | 40% |



| Sr NO | Feedback on Parameters related to Curricula/Syllabi | Excellent % | Average % | Good % |
|-------|---|-------------|-----------|--------|
| 9 | Working as part of a team | 53% | 0% | 47% |



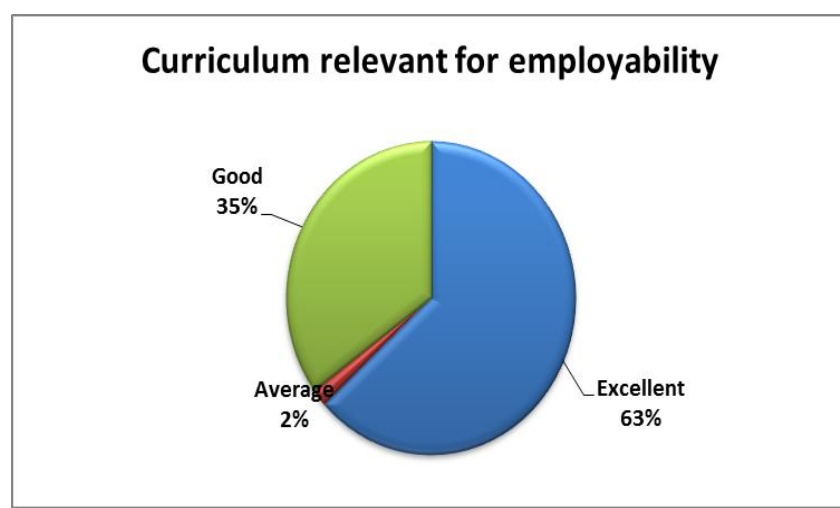
| Sr NO | Feedback on Parameters related to Curricula/Syllabi | Excellent % | Average % | Good % |
|-------|---|-------------|-----------|--------|
| 10 | Open to new ideas and learning new techniques | 60% | 0% | 40% |



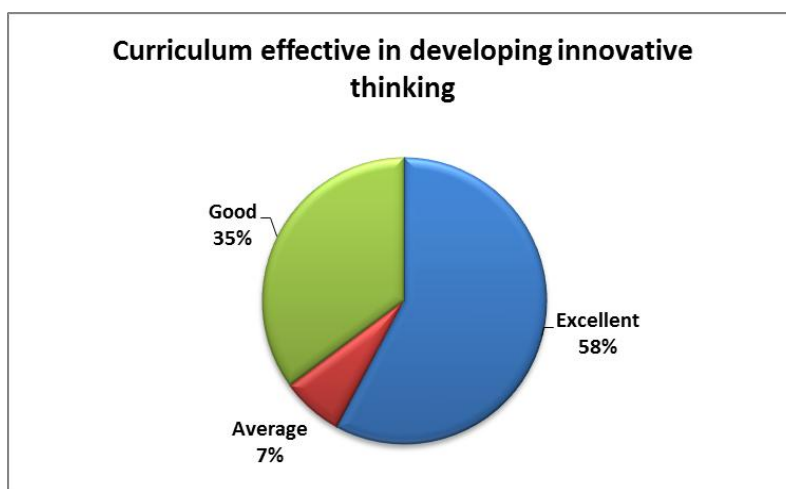
| Sr NO | Feedback on Parameters related to Curricula/Syllabi | Excellent % | Average % | Good % |
|-------|--|-------------|-----------|--------|
| 11 | Self-motivated and taking on appropriate level of responsibility | 58% | 0% | 42% |



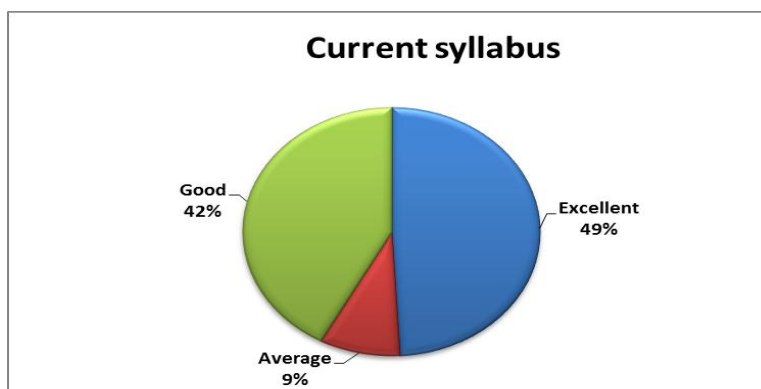
| Sr NO | Feedback on Parameters related to Curricula/Syllabi | Excellent % | Average % | Good % |
|-------|---|-------------|-----------|--------|
| 12 | Curriculum relevant for employability | 63% | 2% | 35% |



| Sr NO | Feedback on Parameters related to Curricula/Syllabi | Excellent % | Average % | Good % |
|-------|--|-------------|-----------|--------|
| 13 | Curriculum effective in developing innovative thinking | 58% | 7% | 35% |



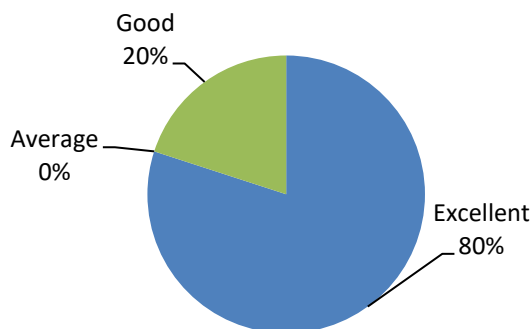
| Sr NO | Feedback on Parameters related to Curricula/Syllabi | Excellent % | Average % | Good % |
|-------|---|-------------|-----------|--------|
| 14 | Current syllabus is need based | 49% | 9% | 42% |



ALUMNI FEEDBACK

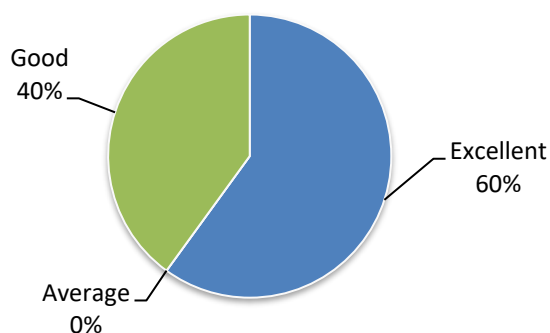
| Sr NO | Feedback on Parameters related to Curricula/Syllabi | Excellent % | Average % | Good % |
|-------|--|-------------|-----------|--------|
| 1 | Rate the Admission procedure of Sarbati Devi Women's College | 80% | 0% | 20% |

1. Rate the Admission procedure of Sarbati Devi Women's College



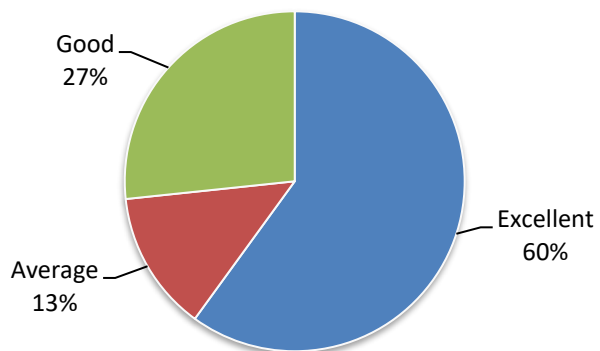
| Sr NO | Feedback on Parameters related to Curricula/Syllabi | Excellent % | Average % | Good % |
|-------|--|-------------|-----------|--------|
| 2 | How would you rate the learning experience in terms of teaching and learning | 60% | 0% | 40% |

2. How would you rate the learning experience in terms of teaching and learning



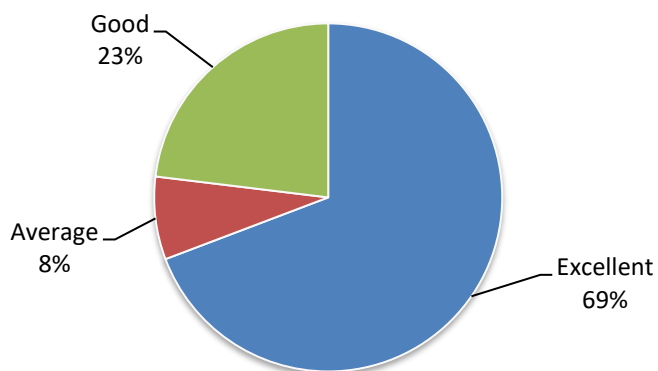
| Sr NO | Feedback on Parameters related to Curricula/Syllabi | Excellent % | Average % | Good % |
|-------|---|-------------|-----------|--------|
| 3 | How do you rate the library resources | 60% | 13% | 27% |

3. How do you rate the library resources



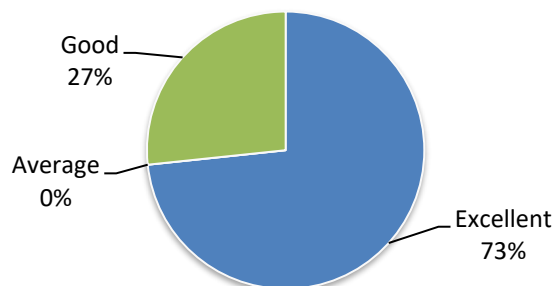
| Sr NO | Feedback on Parameters related to Curricula/Syllabi | Excellent % | Average % | Good % |
|-------|---|-------------|-----------|--------|
| 4 | How do you rate the canteen facilities | 69% | 8% | 23% |

4. How do you rate the canteen facilities



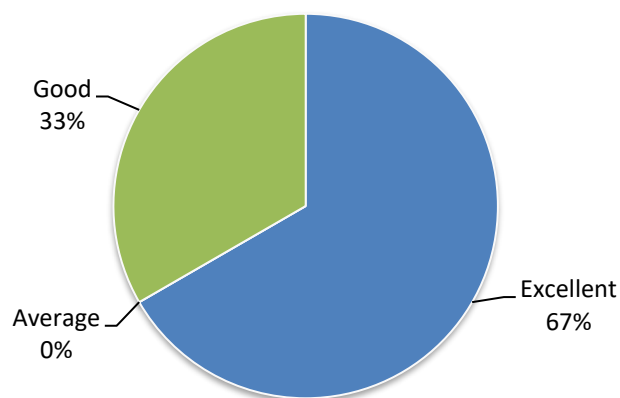
| Sr NO | Feedback on Parameters related to Curricula/Syllabi | Excellent % | Average % | Good % |
|-------|---|-------------|-----------|--------|
| 5 | How do you rate the Infrastructure and Lab facilities | 73% | 0% | 27% |

5. How do you rate the Infrastructure and Lab facilities



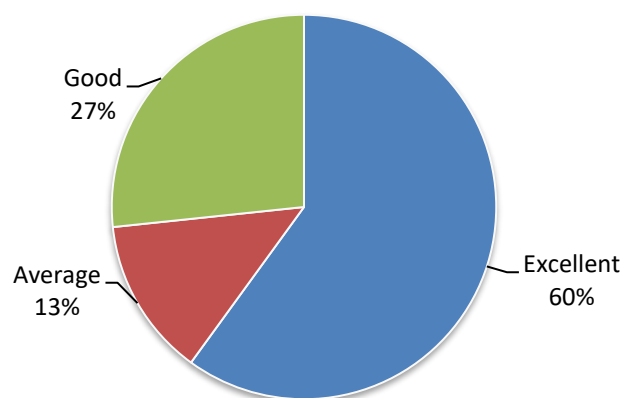
| Sr NO | Feedback on Parameters related to Curricula/Syllabi | Excellent % | Average % | Good % |
|-------|---|-------------|-----------|--------|
| 6 | Overall rating of the academic programs | 67% | 0% | 33% |

6. Overall rating of the academic programs



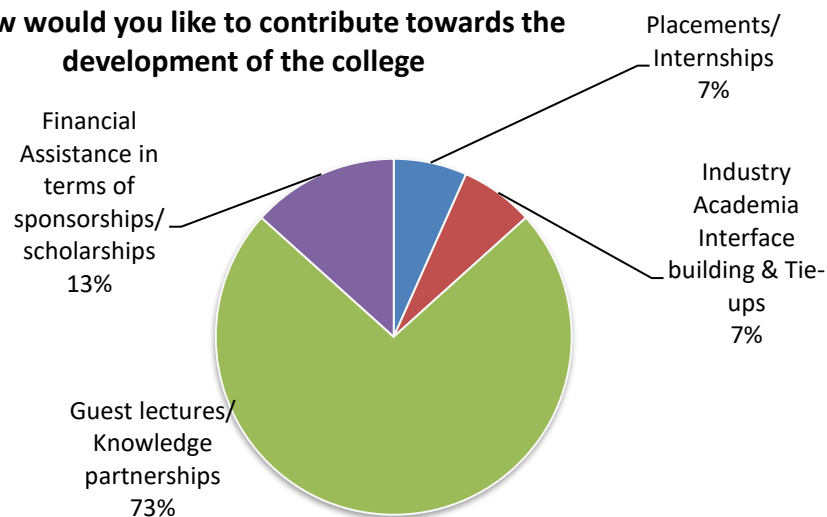
| Sr NO | Feedback on Parameters related to Curricula/Syllabi | Excellent % | Average % | Good % |
|-------|---|-------------|-----------|--------|
| 7 | Alumni association/Network of old friends | 60% | 13% | 27% |

7. Alumni association/Network of old friends



| Sr NO | Feedback on Parameters related to Curricula/Syllabi | Industry Academia Interface building & Tie-ups% | Financial Assistance in terms of sponsorships/ scholarships % | Placement/ Internships % | Guest lectures/ Knowledge partnerships % |
|-------|---|---|---|--------------------------|--|
| 8 | How would you like to contribute towards the development of the college | 7% | 13% | 7% | 73% |

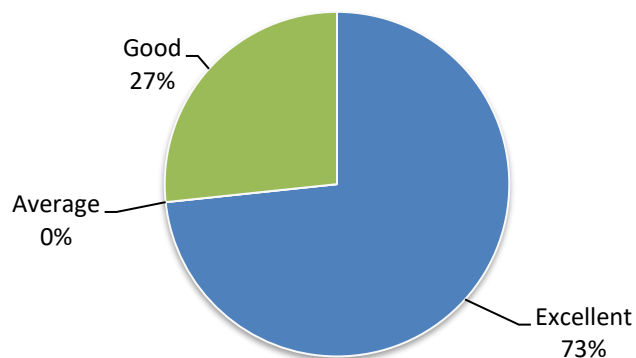
8. How would you like to contribute towards the development of the college



| Sr NO | Feedback on Parameters related to Curricula/Syllabi | Excellent % | Average % | Good % |
|-------|---|-------------|-----------|--------|
|-------|---|-------------|-----------|--------|

| | | | | |
|---|---|-----|----|-----|
| 9 | What is the caliber of students passing of this college | 73% | 0% | 27% |
|---|---|-----|----|-----|

9. What is the caliber of students passing of this college



| Sr NO | Feedback on Parameters related to Curricula/Syllabi | Excellent % | Average % | Good % |
|-------|---|-------------|-----------|--------|
| 10 | Overall rating of the college | 67% | 0% | 33% |

10. Overall rating of the college

